

# The EEG Story




Hi There!

STARRING  
**GEORGE**



Kennedy Krieger Institute



If you think your child may have difficulty tolerating an EEG, Kennedy Krieger Institute offers a program that helps kids and families prepare for medical procedures, including EEGs. The clinicians introduce children to the EEG equipment gradually, to increase their comfort and decrease their anxiety. These clinicians can develop strategies specifically for your child to help him or her get through the procedure successfully. If you are interested in this service, please contact Kennedy Krieger Institute's Pediatric Psychology Program at **443-923-2900** to schedule an appointment.




This is George.

He is 7 years old.

He likes to read books, play with his iPad,  
and play baseball.



George is coming to Kennedy Krieger  
for an EEG.



An EEG involves a special computer that lets doctors see how your brain is working.

But don't worry—your mom or dad will be with you.



When George gets to Kennedy Krieger, he stops at the security desk.

Then someone comes down to meet him and his mom or dad.



Together they ride the elevator to the third floor.





First, George and his mom go see their room.

**George has nothing to be afraid of.**



The room has a TV and a DVD player, so George can watch his favorite shows or movies before starting his EEG.





This is Terri.

She is one of the nice people  
who work in the EEG room.

It's her job to help kids get ready for their EEG.

She will be there just in case  
George needs help with anything.

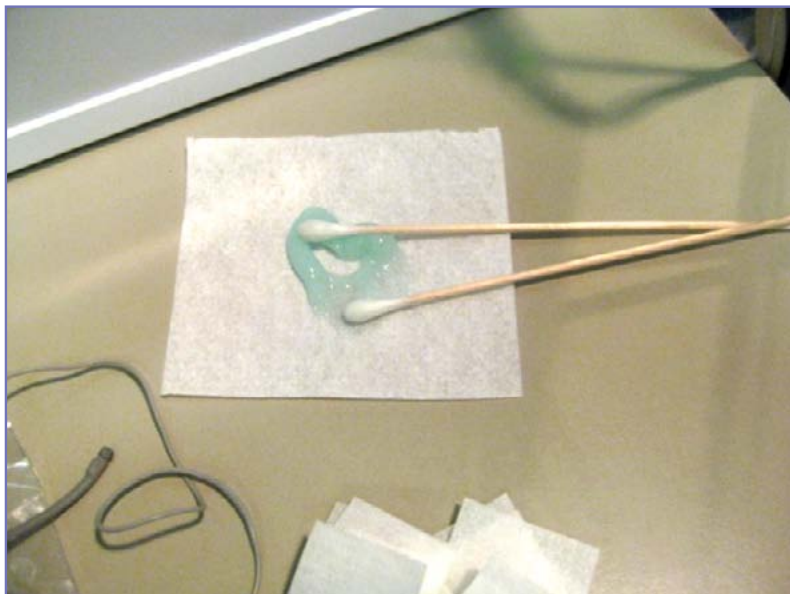


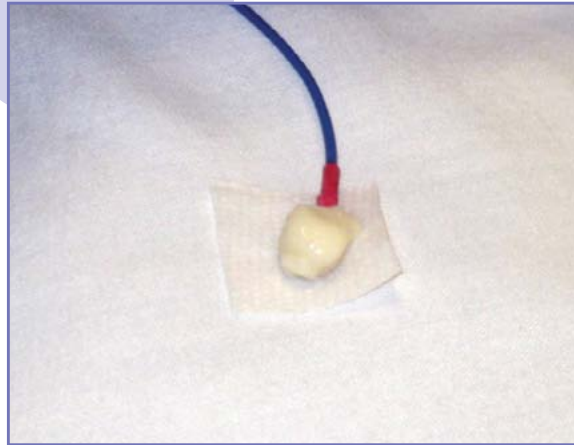
Once George looks around the room,  
George is ready to put on the stickers  
that attach to the EEG computer.

**But don't worry—nothing will hurt.**



First, Terri uses a Q-tip to clean George's head with a special soap to help the stickers stick better.



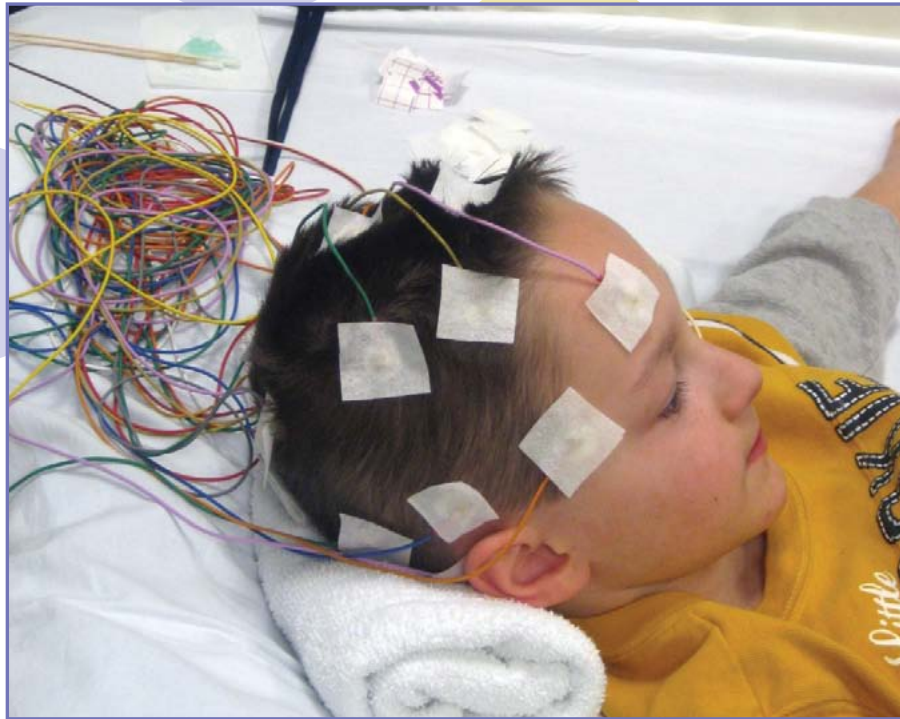


After George's head is clean,  
Terri puts on the stickers.

These stickers look kind of like jewelry  
stuck on the end of a string.



Then, Terri covers the stickers with special tape  
to make sure they don't come off.



Terri puts stickers all over George's head.

Those stickers help the EEG computer tell us  
what George's brain is doing.





After all of the stickers are on George's head, it's time to wrap his head with a cloth.



This helps the stickers stay on George's head.

George is sitting still and listening.

**George's mom is really proud of him  
for doing such a great job.**





Terri may also put a sticker with a string  
on George's chest.

Then the string is plugged  
into a little computer box.



Look at George!

He has all of his equipment on.

Everything is plugged into the EEG computer.

**Good job, George!**



Terri may ask George to blow a pinwheel.

Wow! George is really making the pinwheel spin!



Terri will ask George to take a nap.

George will try to sleep,  
even if he doesn't usually take a nap.



Before George is done,  
Terri may ask George to look at some flashing lights.

He's doing such a great job following directions!



He didn't take off any of the equipment.

**Good work, George!**





A grown-up takes the strings and stickers off now that George is done.

It won't hurt,  
but George's skin may feel a little sticky  
from where the stickers were.

When he gets home,  
he can take a bath or shower  
to get all of the sticky stuff off of his skin.



George did such a great job with his EEG.

Now George can go home with his mom.

And you'll do a great job with your EEG, too!